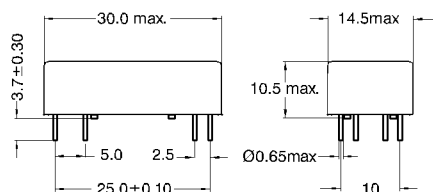


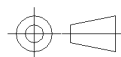
Products for tomorrow...

Preliminary Datasheet

DIMENSIONS (mm)

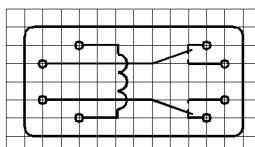


Pins: Ø0.65 mm
 L = 3.7 ± 0.3 mm
 Material: Cu-alloy tinned

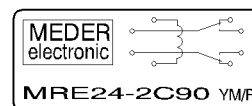


LAYOUT

pitch 2.5 mm/Top view



MARKING



MEDER-Label
 Type/Layout
 Production code,
 EN60062/Factory code

Coil Data at 20 °C	Conditions	Min	Typ	Max	Unit
Coil resistance		2.070	2.300	2.530	Ohm
Coil voltage			24		VDC
Rated power			250		mW
Pull-In voltage				18	VDC
Drop-Out voltage		3,5			VDC

Contact data 90	Conditions	Min	Typ	Max	Unit
Contact rating	Any DC combination of V & A not to exceed their individual max.'s			10	W
Switching voltage	DC or Peak AC/ with 40% overdrive			175	V
Switching current	DC or Peak AC/with 40% overdrive			0,5	A
Carry current	DC or Peak AC/ with 40% overdrive			1	A
Contact resistance static	Measured with 40% overdrive Start Value			150	mOhm
Insulation resistance	RH <45 %, 100 V test voltage	1			GOhm
Breakdown voltage	according to IEC 255-5	200			VDC
Operate time, incl. bounce	measured with 40% overdrive			0,7	ms
Release time	measured with no coil excitation			1,5	ms
Capacity	@ 10 kHz across open switch		1		pF

Special Product Data	Conditions	Min	Typ	Max	Unit
Number of contacts				2	
Contact - form				Form C - Changeover	
Dielectric Strength Coil/Contact	according to EN 60255-5	2			kV DC
Insulation resistance Coil/Contact	RH <45%, 200 VDC measuring voltage	1			TOhm
Case colour				grey	
Housing material				Polycarbonat	
Sealing compound				Polyurethan	
Connection pins				Copper alloy tin plated	
Magnetic Shield				no	
Reach / RoHS conformity				yes	

Modifications in the sense of technical progress are reserved

Designed at: 06.06.08 Designed by: WKOVACS
 Last Change at: 07.11.11 Last Change by: WKOVACS

Approval at: 23.06.08 Approval by: KOLBRICH
 Approval at: Approval by:

Version: 03



Products for tomorrow...

Europe: +49 / 7731 8399 0 | Email: info@meder.com
USA: +1 / 508 295 0771 | Email: salesusa@meder.com
Asia: +852 / 2955 1682 | Email: salesasia@meder.com

Item No.:
8224290000
Item:
MRE24-2C90

Preliminary Datasheet

Environmental data	Conditions	Min	Typ	Max	Unit
Shock	1/2 sine, duration 11ms, in 3 axis			50	g
Vibration	from 10 - 2000 Hz			20	g
Operating temperature		-20		70	°C
Storage temperature		-35		95	°C
Soldering temperature	wave soldering max. 5 sec.			260	°C
Washability		fully sealed			

Modifications in the sense of technical progress are reserved

Designed at: 06.06.08 Designed by: WKOVACS
Last Change at: 07.11.11 Last Change by: WKOVACS

Approval at: 23.06.08 Approval by: KOLBRICH
Approval at: Approval by:

Version: 03