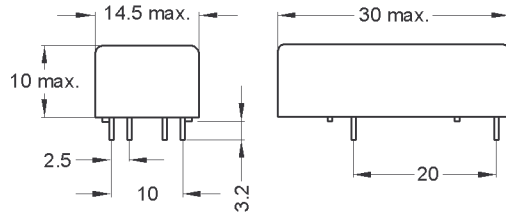



DIMENSIONS (mm)

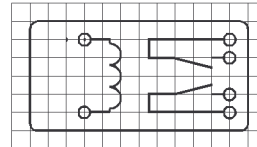


Pins: Ø0.65 mm  
 L = 3.2±0.3 mm  
 Material: Cu-alloy tinned

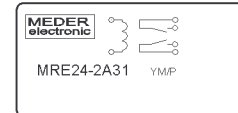
 tolerances according to DIN ISO 2768 m

LAYOUT

pitch 2.5 mm/Top view



MARKING



MEDER-Label  
 Type/Layout  
 Production code,  
 EN60062/Factory code

Coil Data at 20 °C	Conditions	Min	Typ	Max	Unit
Coil resistance		1.170	1.300	1.430	Ohm
Coil voltage			24		VDC
Inductance			270		mH
Rated power			443		mW
Thermal Resistance			70		K/W
Pull-In voltage				18	VDC
Drop-Out voltage		3,5			VDC

Contact data 31	Conditions	Min	Typ	Max	Unit
Contact - No.				31	
Contact-form				A	
Contact-material	independent on position			Hg	
Switching suitability				bounce free	
Contact rating	Any DC combination of V & A up to 500V max. 50W, with 1000V max. 5W			50	W
Switching voltage	DC or Peak AC			500	V
Switching current	DC or Peak AC			2	A
Carry current	DC or Peak AC			2	A
Contact resistance static	measured with nominal voltage at 20°C			80	mOhm
Insulation resistance	RH <45 %, 100 V test voltage				GOhm
Breakdown voltage	according to EN 60255-5	1.500			VDC
Operate time, bounce free	measured with nominal voltage at 20°C			1,2	ms
Release Time	measured with no coil excitation			1	ms
Capacity	@ 10 kHz across open switch		0,3		pF

Special Product Data	Conditions	Min	Typ	Max	Unit
Insulation resistance Coil/Contact	RH <45%, 200 VDC test voltage	1.000			GOhm
Dielectric Strength Coil/Contact	according to EN 60255-5	2,5			kV AC
Housing material				Polyamid	
Sealing compound				Polyurethan	
Connection pins				cu-alloy tinned	
Number of contacts				2	



*Products for tomorrow...*

Europe: +49 / 7731 8399 0 | Email: info@meder.com  
USA: +1 / 508 295 0771 | Email: salesusa@meder.com  
Asia: +852 / 2955 1682 | Email: salesasia@meder.com

Item No.:  
**8224231200**  
Item:  
**MRE24-2A31**

Environmental data	Conditions	Min	Typ	Max	Unit
Shock	1/2 sine wave duration 11ms			50	g
Vibration	from 10 - 2000 Hz			20	g
Operating temperature		-20		55	°C
Storage temperature		-40		105	°C
Soldering temperature	wave soldering max. 5 sec.			260	°C
Washability		fully sealed			

Modifications in the sense of technical progress are reserved

Designed at: 12.02.09    Designed by: WKOVACS  
Last Change at: 21.06.12    Last Change by: WKOVACS

Approval at: 04.03.09    Approval by: KOLBRICH  
Approval at: 22.06.12    Approval by: CRUF

Version: 02