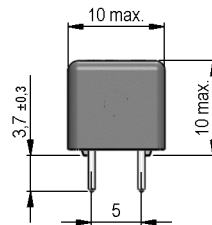
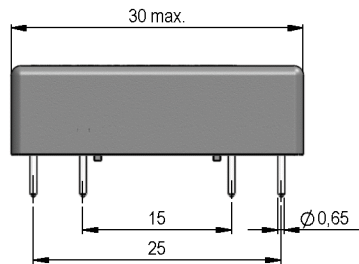
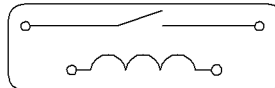


Dimensions mm[inch]
 tolerances acc. to DIN ISO 2768-m
 Toleranzen gem. DIN ISO 2768-m



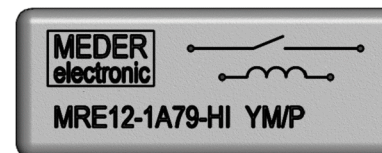
Layout
 Top view
 Draufsicht



Isometric
 Scale 1:1
 Maßstab 1:1



Marking
 according to EN60062/Factory code
 gem. EN60062/Fertigungsstätte



Coil Data at 20 °C	Conditions	Min	Typ	Max	Unit
Coil resistance		810	900	990	Ohm
Coil voltage			12		VDC
Rated power			160		mW
Thermal resistance	max. Relay temperature = operating temperature + self heating		85		K/W
Pull-In voltage				9	VDC
Drop-Out voltage		2			VDC

Contact data 79	Conditions	Min	Typ	Max	Unit
Contact rating	Any DC combination of V & A not to exceed their individual max.'s			25	W
Switching voltage	DC or Peak AC			1.000	V
Switching current	DC or Peak AC			1	A
Carry current	DC or Peak AC			2	A
Contact resistance static	Measured with 40% overdrive Start Value			150	mOhm
Breakdown voltage (>25 AT)	according to EN 60255-5	2.500			VDC
Operate time incl. bounce	measured with 40% overdrive			0,8	ms
Release time	measured with no coil excitation			0,4	ms
Capacity	@ 10 kHz across open switch		0,4		pF

Special Product Data	Conditions	Min	Typ	Max	Unit
Number of contacts			1		
Contact - form			A - NO		
Dielectric Strength Coil/Contact	according to EN 60255-5	2			kV AC
Insulation resistance Coil/Contact	RH <45%, 200 VDC measuring voltage	100			TOhm
Case colour			grey		
Housing material			Polycarbonat		
Sealing compound			Polyurethan		
Connection pins			Copper alloy tin plated		
Reach / RoHS conformity			yes		



Europe: +49 / 7731 8399 0 | Email: info@meder.com
USA: +1 / 508 295 0771 | Email: salesusa@meder.com
Asia: +852 / 2955 1682 | Email: salesasia@meder.com

Item No.:
8212179400
Item:
MRE12-1A79-HI

Products for tomorrow...

Environmental data	Conditions	Min	Typ	Max	Unit
Shock	1/2 sine, duration 11ms, in 3 axis			50	g
Vibration	from 10 - 2000 Hz			20	g
Operating temperature		-20		70	°C
Storage temperature		-35		95	°C
Soldering temperature	wave soldering max. 5 sec.			260	°C
Washability		fully sealed			

Modifications in the sense of technical progress are reserved

Designed at: 04.03.11 Designed by: CRUF

Approval at: 17.02.12 Approval by: CRUF

Last Change at: Last Change by:

Approval at: Approval by:

Version: 01